

For Release: Friday, February 6, 2026

Contact: Virginia Works
Economic Information & Analytics Division
(804) 786-7496
LMI@viriniaworks.gov

Follow us on X (formerly Twitter): [@VirginiaLMI](https://twitter.com/VirginiaLMI).

**Virginia's Latest Unemployment Insurance Weekly Initial Claims at 2,683;
Continued Claims at 21,403**

RICHMOND— Virginia Works announced today that 2,683 unemployment insurance weekly **initial claims** were filed during the week ending January 31, 2026, which is 26.8 percent lower than last week's 3,663 claims and 3.0 percent higher than the comparable week of last year (2,606). Nearly 80 percent of claimants self-reported an employer which correlates to an associated industry. Based on this reporting, the top five industries (60 percent) were Professional, Scientific, and Technical Services (310); Administrative and Support and Waste Management (263); Construction (219); Health Care and Social Assistance (217); and Manufacturing (207).

Continued weeks claims (21,403) were 0.8 percent higher than last week (21,226) and were 24.4 percent higher than the comparable week of last year (17,201). Nearly 91 percent of claimants self-reported an employer which correlates to an associated industry. Based on this reporting, the top five industries (61 percent) were Professional, Scientific, and Technical Services (4,028); Administrative and Support and Waste Management (2,484); Manufacturing (2,221); Health Care and Social Assistance (1,584); and Construction (1,569).

Significant Layoffs and Announcements are available at the following websites:

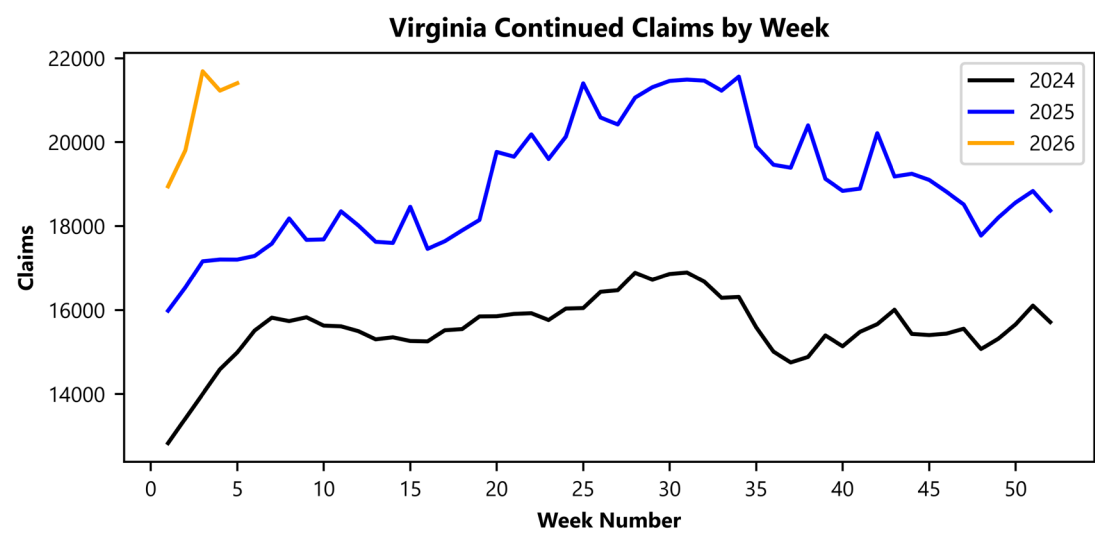
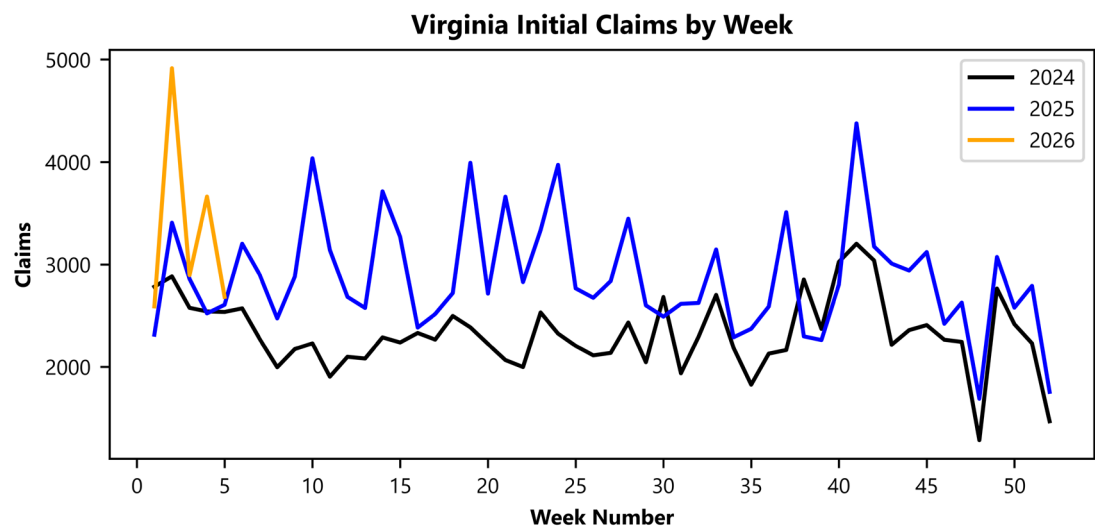
[WARN Notices | Virginia Works](#)

[Announcements | Virginia Economic Development Partnership](#)

(more)

Richmond, VA

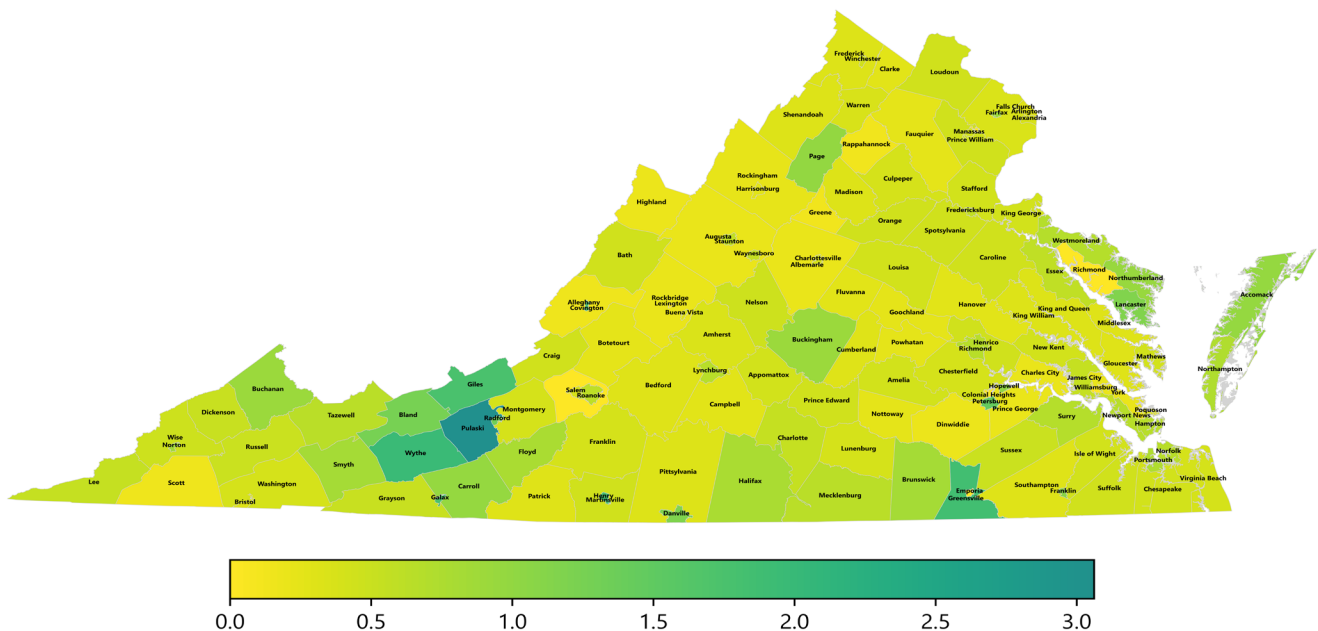
Unemployment Claims Activity Comparison				
	Week Ending 01/31/2026	Week Ending 01/24/2026	Week Ending 01/17/2026	Last Year 02/01/2025
Initial Claims	2,683	3,663	2,895	2,606
Initial Change (%)	-980 (-26.8%)	+768 (+26.5%)	-2020 (-41.1%)	+77 (+3.0%)
Continued Claims	21,403	21,226	21,687	17,201
Continued Change (%)	+177 (+0.8%)	-461 (-2.1%)	+1883 (+9.5%)	+4202 (+24.4%)



Virginia Continued Weeks Claimed as a Percentage of Total Workforce

A person who has already filed an initial claim and who has experienced a week of unemployment files a continued claim to claim benefits for that week of unemployment. On a weekly basis, continued claims reflect a good approximation of the current number of insured unemployed workers filing for UI benefits, and are a good indicator of labor market conditions. While continued claims are not a leading indicator, they provide confirming evidence of the direction of the economy.

The color-coded map below shows the distribution of this week's continued claims in Virginia's counties and cities, expressed as a percentage of each locality's labor force. This approach provides a more meaningful comparison across areas by adjusting for differences in labor force size. Yellow represents a lower percentage of continued claims relative to the labor force, while progressively darker shades transitioning from yellow to green and dark green indicate higher percentages. The legend at the bottom shows the color spectrum and its corresponding percentage ranges.



###

Virginia Works, the Commonwealth's Department of Workforce Development and Advancement, is dedicated to serving both job seekers and employers with a wide range of workforce services and talent strategies. Virginia Works is an equal opportunity employer/program. Auxiliary aids and services are available upon request to individuals with disabilities. TTY: Virginia Relay 711.