



COMMONWEALTH of VIRGINIA
Department of Workforce Development and Advancement

Carrie Roth
Director

6606 W. Broad Street
Richmond, VA 23230

For Release: Friday, March 22, 2024

Contact: Virginia Works
Economic Information & Analytics Division
(804) 786-7496

Follow us on Twitter X: [@VirginiaLMI](https://twitter.com/VirginiaLMI).

**Virginia's Latest Unemployment Insurance Weekly Initial Claims at 1,904;
Continued Claims at 15,612**

RICHMOND— Virginia Works announced today that 1,904, Unemployment Insurance Weekly **Initial Claims** were filed, which is 14.6 percent lower than last week's 2,229 claims and 17.3 percent higher than the comparable week of last year (1,623). Nearly 80 percent of claimants self-reported an associated industry; of those reported, the top five industries (60 percent) were Professional, Scientific, and Technical Services (223); Manufacturing (208); Administrative and Support and Waste Management (177); Health Care and Social Assistance (157); and Accommodation and Food Services (136).

Continued weeks claims (15,612) were 0.1 percent lower than last week (15,629), and were 32.5 percent higher than the comparable week of last year (11,781). Nearly 93 percent of claimants self-reported an associated industry; of those reported, the top five industries (56 percent) were Professional, Scientific, and Technical Services (2,163); Administrative and Support and Waste Management (2,122); Construction (1,335); Manufacturing (1,300); and Health Care and Social Assistance (1,286).

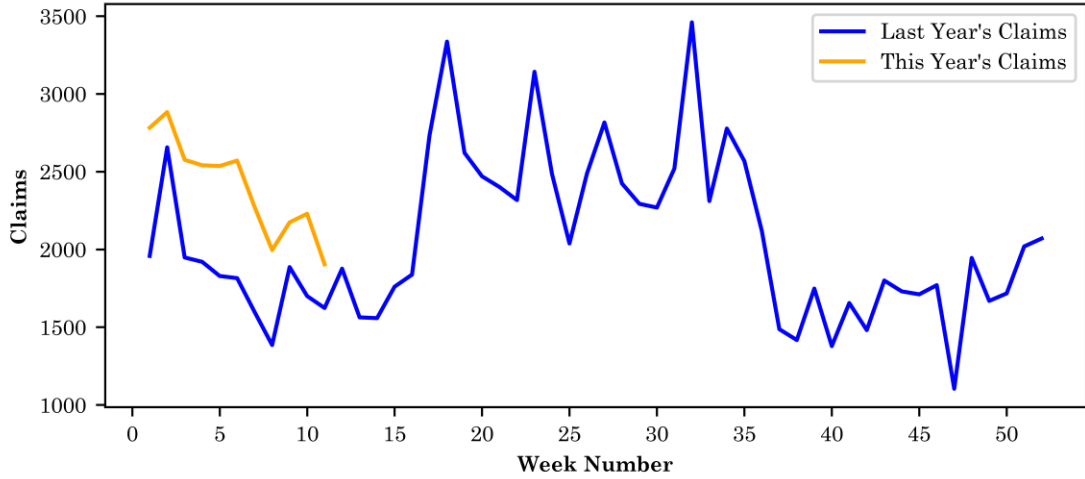
Significant Layoffs and Announcements are available at the following websites:

[WARN Notices | Virginia Employment Commission](#)

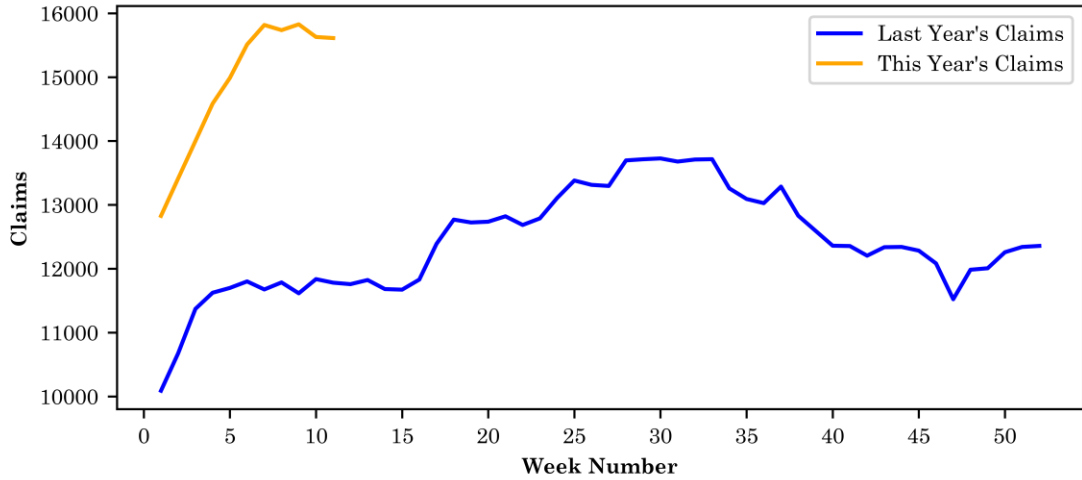
[Announcements | Virginia Economic Development Partnership](#)

Initial Claims – Comparison of Unemployment Insurance Activity				
Week Ending	3/16/2024	3/9/2024	3/2/2024	3/18/2023
Initial Claims	1,904	2,229	2,174	1,623
Initial Change (%)	-325 (-14.6%)	+55 (+2.5%)	+178 (+8.9%)	+281 (+17.3%)
Continued Claims	15,612	15,629	15,827	11,781

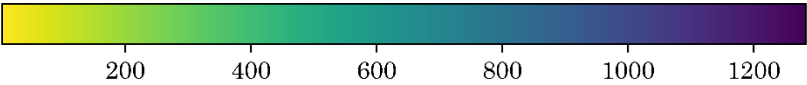
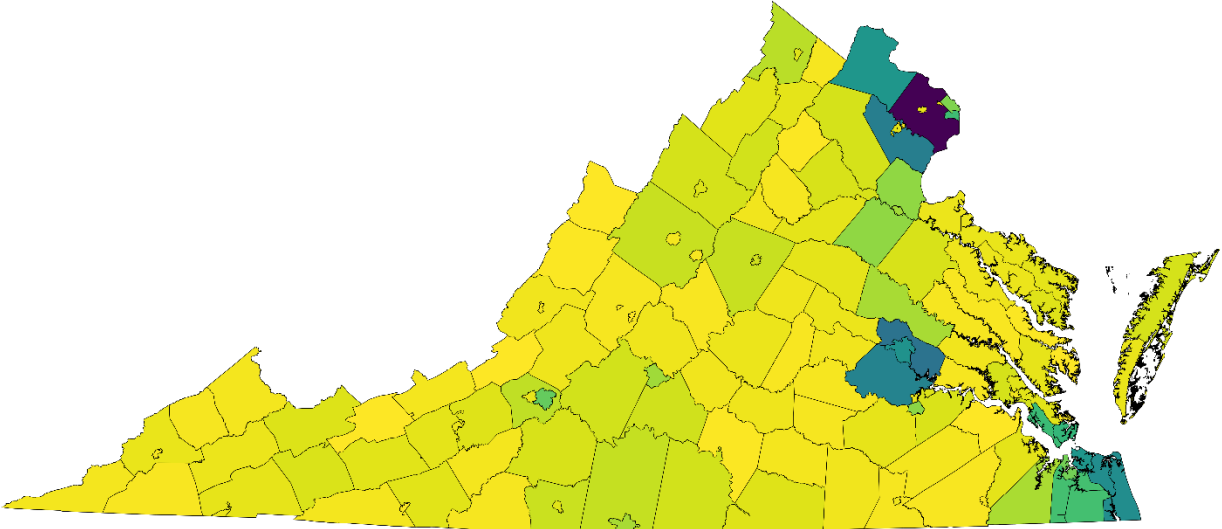
Virginia Initial Claims by Week: Previous and Current year



Virginia Continued Claims by Week: Previous and Current year



Virginia Continued Weeks Claimed



Initial State Claims Nationwide

In the week ending March 16, the advance figure for seasonally adjusted initial claims was 210,000, a decrease of 2,000 from the previous week's revised level. The previous week's level was revised up by 3,000 from 209,000 to 212,000. The advance number of actual initial claims under state programs, unadjusted, totaled 189,992 in the week ending March 16, a decrease of 12,730 (or 6.3 percent) from the previous week. The seasonal factors had expected a decrease of 11,015 (or 5.4 percent) from the previous week. There were 204,021 initial claims in the comparable week in 2023.

Initial State Claims (5 largest decreases) (Not Seasonally Adjusted)			
State	Initial Claims (this week)	Initial Claims (prior week)	Change
California	41,853	47,222	-5,369
Oregon	2,436	5,016	-2,580
Texas	14,654	15,626	-972
Pennsylvania	9,776	10,543	-767
New Jersey	8,370	9,120	-750

Initial State Claims (5 largest increases) (Not Seasonally Adjusted)			
State	Initial Claims (this week)	Initial Claims (prior week)	Change
Missouri	4,065	2,696	1,369
Michigan	6,951	5,768	1,183
Tennessee	3,136	2,577	559
Mississippi	1,276	983	293
Nebraska	920	671	249

USA weekly % change in Initial Claims

