



COMMONWEALTH of VIRGINIA
Department of Workforce Development and Advancement

Carrie Roth
Director

6606 W. Broad Street
Richmond, VA 23230

For Release: Thursday February 8, 2024
RE: Initial claims in week ending 2/3/2024 (#5)
Contact: Timothy Aylor, Senior Economist
Economic Information & Analytics Division
(804) 786-3976 or (804) 786-7496

Follow us on Twitter X: [VirginiaLMI](#)

**Virginia Unemployment Insurance Weekly Initial Claims at 2,536;
Administrative and Support and Waste Management Leading Industry for
Claims**

— Seasonally unadjusted weekly initial unemployment insurance little changed from the
previous filing week, with continued claims higher over that period —

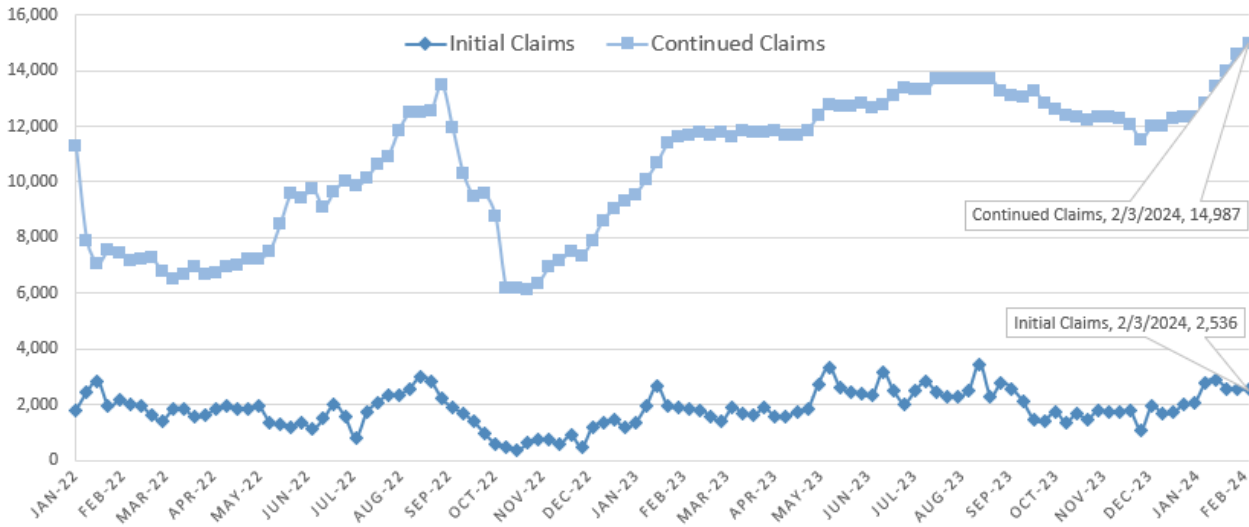
RICHMOND—Virginia Works (the Virginia Department of Workforce Development and Advancement) announced today that the number of initial unemployment insurance claims was little changed in the latest filing week at 2,536 and was at typical pre-pandemic volumes.

For the filing week ending February 3, seasonally unadjusted initial claims for unemployment insurance in Virginia totaled 2,536, which was a decrease of five claimants from the previous week. Continued weeks claimed totaled 14,987, which was an increase of 401 claimants from the previous week and an increase of 28 percent from the 11,699 continued claims from the comparable week last year. An industry was reported for ninety-three percent of continued claims. Of those, over half (57 percent) of continued claims were from administrative and support and waste management (2,083), professional, scientific, and technical services (1,954), construction (1,489), manufacturing (1,244), and health care and social assistance (1,235). Eligibility for benefits is determined on a weekly basis, and so not all weekly claims filed result in a benefit payment. This is because the initial claims numbers represent claim applications; claims are then reviewed for eligibility and legitimacy.

(more)

Virginia Weekly Unemployment Insurance Claims Activity

January 4, 2022 - February 3, 2024 Filing Weeks

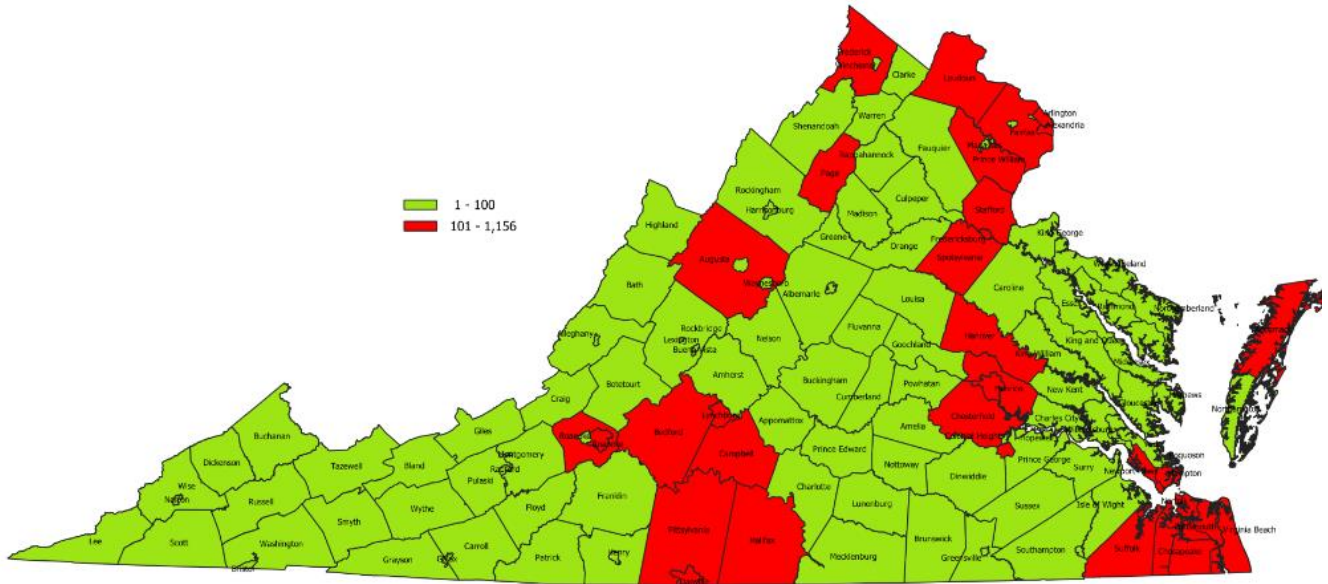


Source: The Virginia Department of Workforce Development and Advancement. Not seasonally adjusted.

In the week ending February 3 nationwide, the U.S. advance figure for seasonally adjusted initial claims was 218,000, a decrease of 9,000 from the previous week's revised level. The previous week's level was revised up by 3,000 from 224,000 to 227,000. The advance number of actual initial claims under state programs, unadjusted, totaled 232,727 in the week ending February 3, a decrease of 31,192 (or -11.8 percent) from the previous week. There were 234,007 initial claims in the comparable week in 2023.

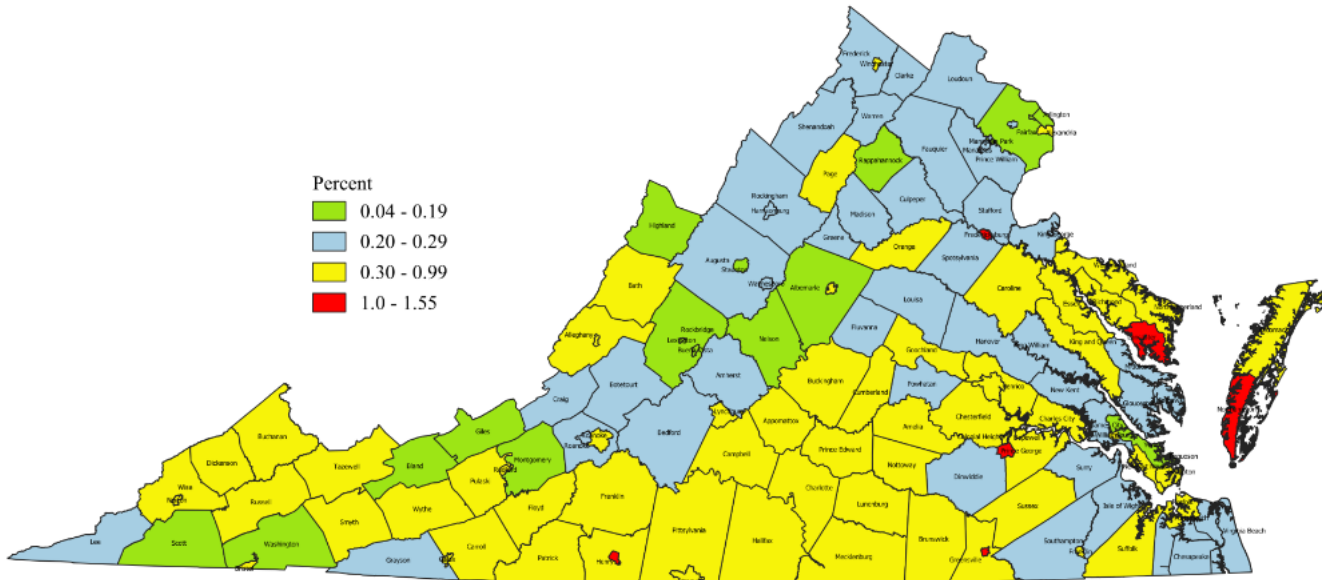
Looking at preliminary data, most U.S. states reported decreases on a seasonally unadjusted basis. Oregon's preliminary weekly change (-4,988) was the largest decrease. Ohio's preliminary weekly change (-4,339) was the second largest decrease. California's preliminary weekly change (-3,806) was the third largest decrease. Pennsylvania's preliminary weekly change (-3,102) was the fourth largest decrease. Virginia had the eleventh largest increase (+7).

Continued Unemployment Insurance Claims by County and City Week Ending February 3, 2024



Source: Virginia Department of Workforce Development and Advancement [DWDA]
Economic Information & Analytics Division, February 2024

Continued Claims Compared to Labor Force February 3, 2024 Claims Divided by December 2023 Labor Force Estimate



Source: Virginia Department of Workforce Development and Advancement [DWDA].
Economic Information & Analytics Division, February 2024