



COMMONWEALTH of VIRGINIA
Department of Workforce Development and Advancement

Carrie Roth
Director

6606 W. Broad Street
Richmond, VA 23230

For Release: December 7, 2023

Contact: Timothy Aylor, Senior Economist
Economic Information & Analytics Division
(804) 786-3976 or (804) 786-7496

Follow us on Twitter X: [VirginiaLMI](#)

**Virginia Unemployment Insurance Weekly Initial Claims at 1,945;
Administrative and Support and Waste Management Leading Industry for
Claims**

— Seasonally unadjusted weekly initial unemployment insurance up significantly from the previous filing week, with continued claims also up over that period —

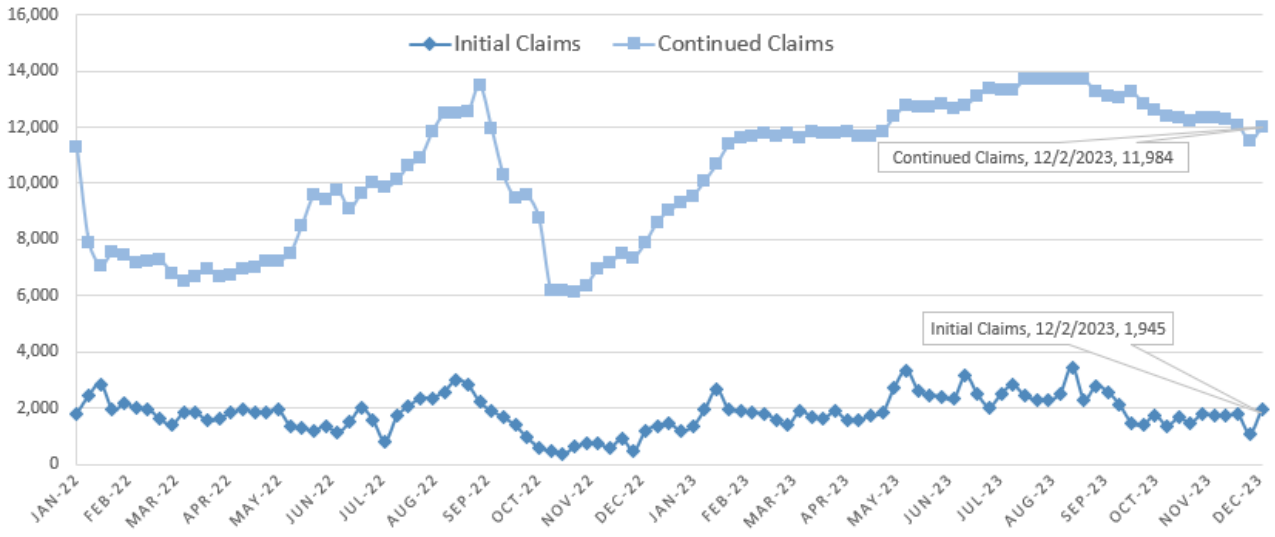
RICHMOND—The Virginia Department of Workforce Development and Advancement (DWDA) announced today that the number of initial unemployment insurance claims increased in the latest filing week to 1,945 but remained slightly below typical pre-pandemic volumes experienced in 2019.

For the filing week ending December 2, the figure for seasonally unadjusted initial claims for unemployment insurance in Virginia was 1,945, which was an increase of 841 claimants from the previous week. Falling after a holiday week likely played a part in the large increase. Continued weeks claimed totaled 11,984, which was an increase from the previous week and an increase of 52% from the 7,899 continued claims from the comparable week last year. An industry was reported for ninety-three percent of continued claims. Of those, over half (52 percent) of continued claims were from professional, scientific, and technical services (1,729), administrative and support and waste management (1,708), manufacturing (1,307), and health care and social assistance (1,068). Eligibility for benefits is determined on a weekly basis, and so not all weekly claims filed result in a benefit payment. This is because the initial claims numbers represent claim applications; claims are then reviewed for eligibility and legitimacy.

(more)

Virginia Weekly Unemployment Insurance Claims Activity

January 4, 2022 - December 2, 2023 Filing Weeks

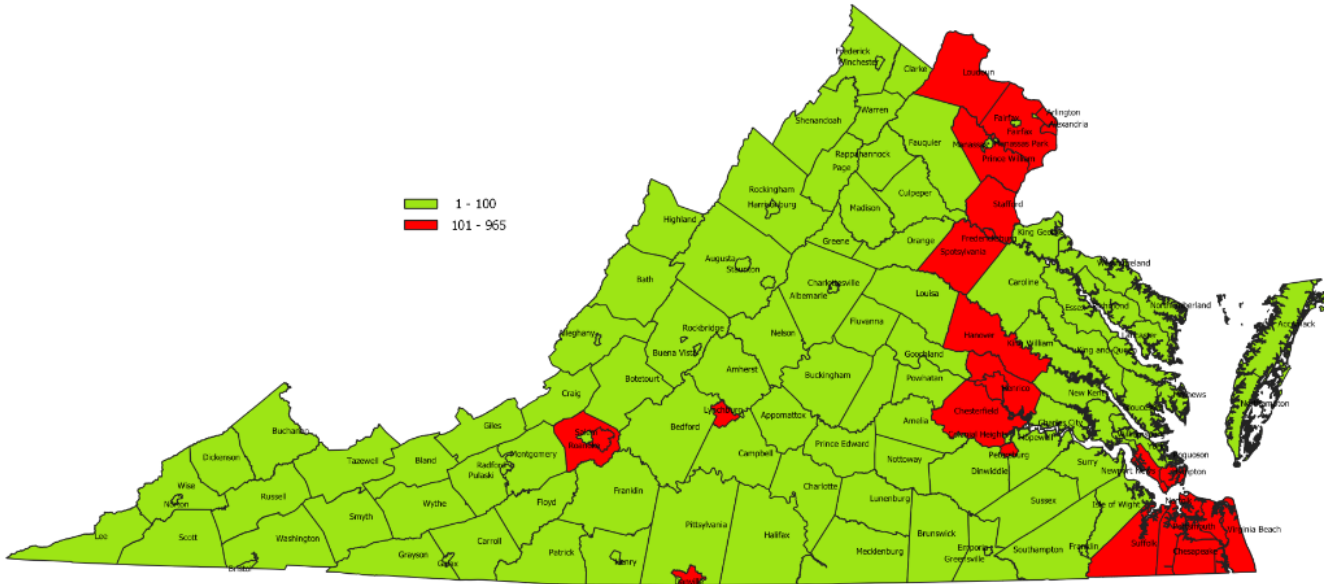


Source: The Virginia Department of Workforce Development and Advancement. Not seasonally adjusted.

In the week ending December 2, the advance U.S. figure for seasonally adjusted initial claims was 220,000, an increase of 1,000 from the previous week's revised level. The previous week's level was revised up by 1,000 from 218,000 to 219,000. The advance number of actual initial claims under state programs, unadjusted, totaled 293,511 in the week ending December 2, an increase of 93,761 (or 46.9 percent) from the previous week. There were 287,976 initial claims in the comparable week in 2022.

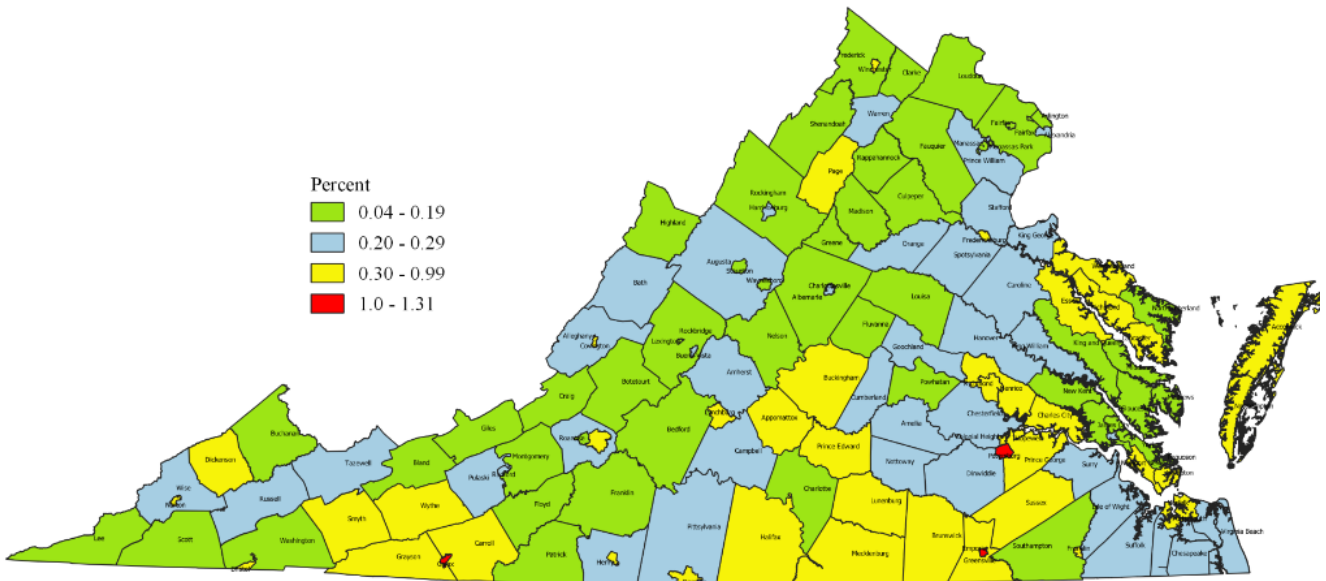
Looking at preliminary data for the week after Thanksgiving week, most U.S. states reported large increases on a seasonally unadjusted basis. California's preliminary weekly change (+14,057) was the largest increase. New York's preliminary weekly change (+9,343) was the second largest increase. Texas's preliminary weekly change (+7,698) was the third largest increase. Georgia's preliminary weekly change (+6,481) was the fourth largest increase. Virginia had the 26th largest increase (+739).

Continued Unemployment Insurance Claims by County and City Week Ending December 2, 2023



source: Virginia Department of Workforce Development and Advancement [DWDA]
Economic Information & Analytics Division, December 2023

Continued Claims Compared to Labor Force December 2, 2023 Claims Divided by October 2023 Labor Force Estimate



Source: Virginia Department of Workforce Development and Advancement [DWDA],
Economic Information & Analytics Division, December 2023