



COMMONWEALTH of VIRGINIA

Virginia Employment Commission

Carrie Roth
Commissioner
Advisor to the Governor for Strategic Initiatives

Post Office Box 26441
Richmond, VA 23261-6441

For Release: September 14, 2023

Contact: Timothy Aylor, Senior Economist
Economic Information & Analytics Division
(804) 786-3976 or (804) 786-7496

Follow us on Twitter X: [VirginiaLMI](#)

Virginia Unemployment Insurance Weekly Initial Claims at 2,118; Manufacturing Leading Industry for Claims

— Seasonally unadjusted weekly initial unemployment insurance claims fell from the previous filing week, with continued claims also lower over that period —

RICHMOND—The Virginia Employment Commission (VEC) announced today that the number of initial claims decreased in the latest filing week to 2,118 and remained at typical pre-Pandemic volumes experienced in 2019.

For the filing week ending September 9, the figure for seasonally unadjusted initial claims in Virginia was 2,118, which was a decrease of 450 claimants from the previous week. Continued weeks claimed totaled 13,027, which was 65 claims lower than the previous week but an increase of 26.5% from the 10,296 continued claims from the comparable week last year. An industry was reported for ninety-four percent of claimants. Of those, over half (52 percent) of continued claims were from professional, scientific, and technical services (1,958), administrative and support and waste management (1,822), manufacturing (1,432), and health care and social assistance (1,187). Eligibility for benefits is determined on a weekly basis, and so not all weekly claims filed result in a benefit payment. This is because the initial claims numbers represent claim applications; claims are then reviewed for eligibility and legitimacy.

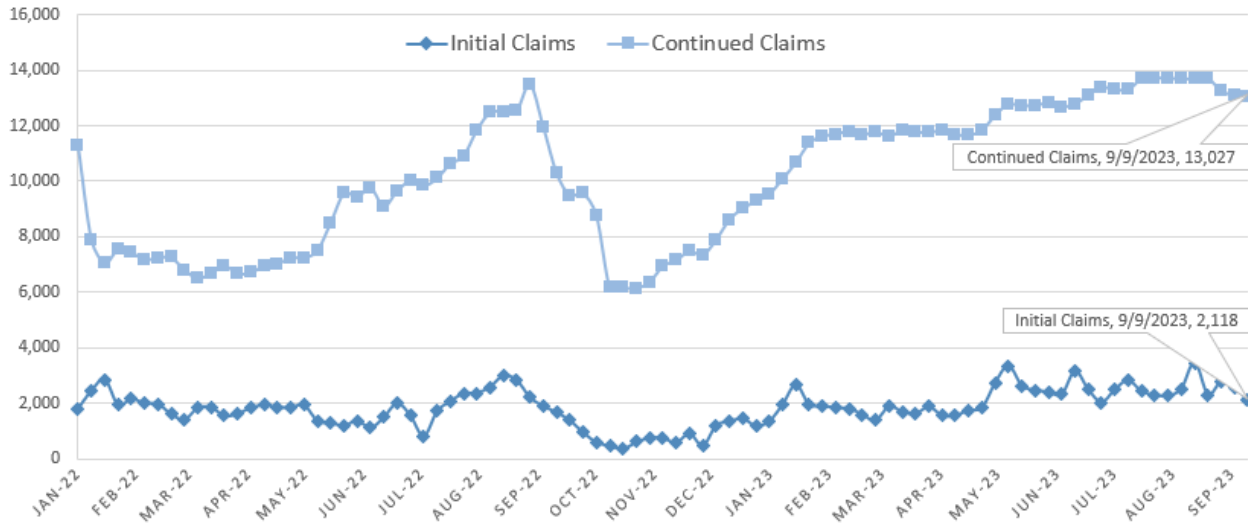
(more)

Toll Free: 1 (866) 832-2363
E-Mail: customerservice@vec.virginia.gov

VRC/TDD VA Relay 711
Equal Opportunity Employer/Program

Virginia Weekly Unemployment Insurance Claims Activity

January 4, 2022 - September 9, 2023 Filing Weeks



Source: The Virginia Employment Commission. Not seasonally adjusted.

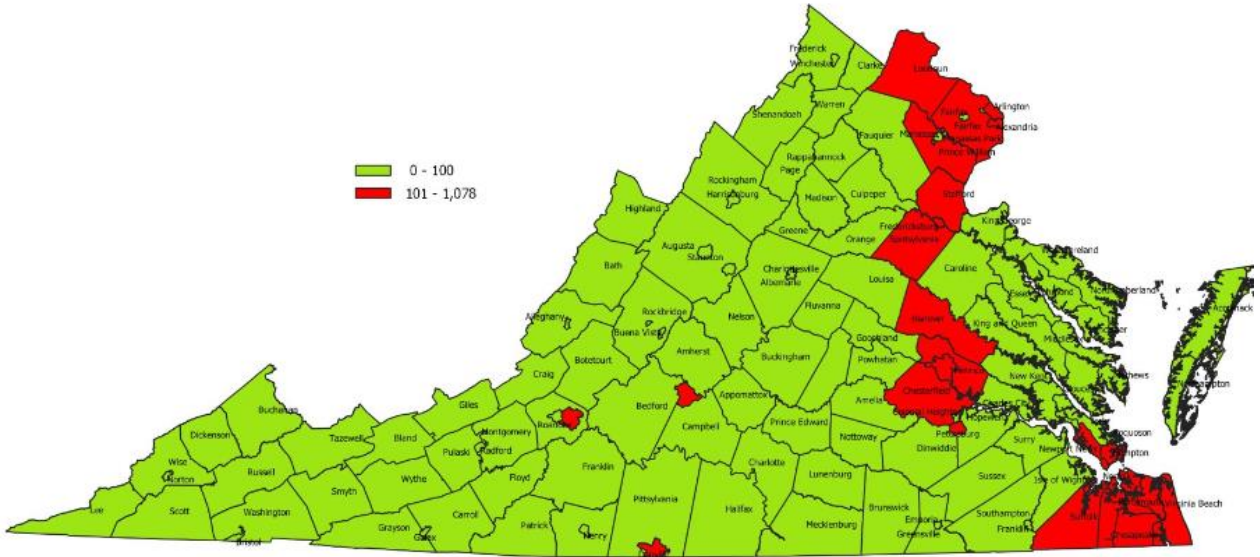
In the week ending September 9, the advance U.S. figure for seasonally adjusted initial claims was 220,000, an increase of 3,000 from the previous week's revised level. The previous week's level was revised up by 1,000 from 216,000 to 217,000. The advance number of actual initial claims under state programs¹, unadjusted, totaled 174,499 in the week ending September 9, a decrease of 16,854 (or -8.8 percent) from the previous week. There were 152,144 initial claims in the comparable week in 2022.

Looking at preliminary data, most U.S. states reported decreases on a seasonally unadjusted basis. Ohio's preliminary weekly change (-3,527) was the largest decrease. Missouri's preliminary weekly change (-3,302) was the second largest decrease. New York's preliminary weekly change (-2,959) was the third largest decrease. Texas's preliminary weekly change (-1,443) was the fourth largest decrease. Virginia's preliminary weekly change (-619) was the eighth largest decrease.

¹ Note: Advance claims are not directly comparable to claims reported in prior weeks. Advance claims are reported by the state liable for paying the unemployment compensation, whereas previous weeks reported claims reflect claimants by state of residence. In addition, claims reported as "workshare equivalent" in the previous week are added to the advance claims as a proxy for the current week's "workshare equivalent" activity.

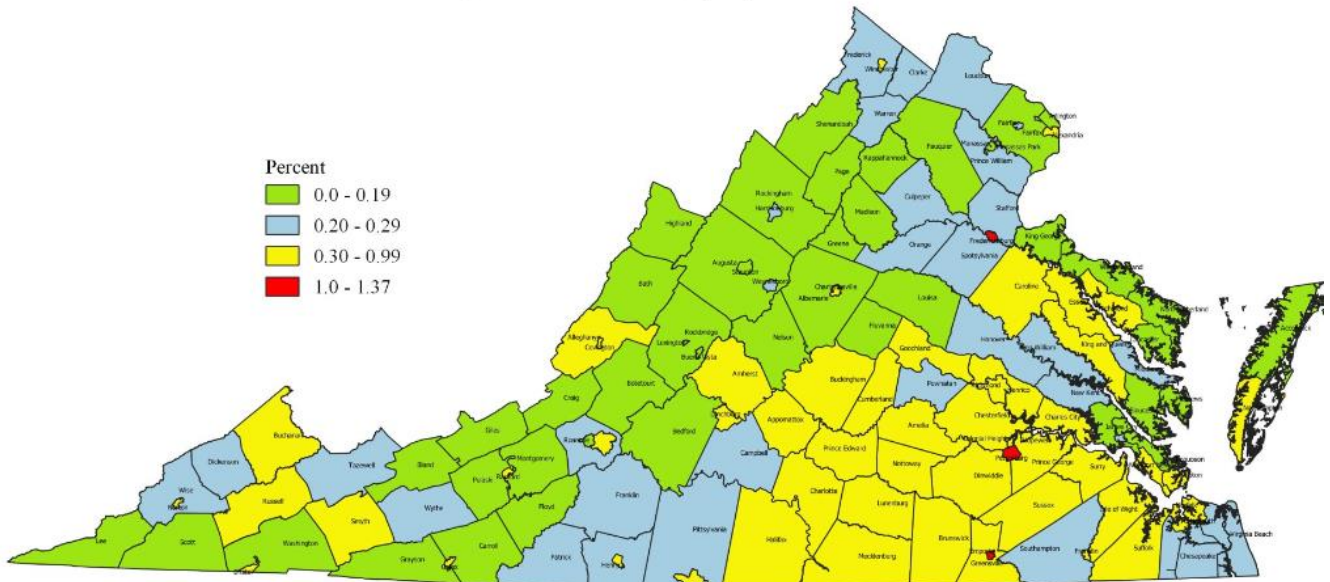
(more)

Continued Unemployment Insurance Claims by County and City Week Ending September 9, 2023



Map produced by the Virginia Employment Commission, Economic Information & Analytics Division, September 2023

Continued Claims Compared to Labor Force September 9 Claims Divided by July 2023 Labor Force Estimate



Map produced by the Virginia Employment Commission, Economic Information & Analytics Division, September 2023