



COMMONWEALTH of VIRGINIA
Virginia Employment Commission

Carrie Roth
Commissioner
Advisor to the Governor for Strategic Initiatives

Post Office Box 26441
Richmond, VA 23261-6441

For Release: July 20, 2023

Contact: Timothy Aylor, Senior Economist
Economic Information & Analytics Division
(804) 786-3976 or (804) 786-7496

Follow us on Twitter: @VirginiaLMI

**Virginia Unemployment Insurance Weekly Initial Claims at 2,424;
Administrative and Support and Waste Management Leading Industry for
Claims**

**— Seasonally unadjusted weekly initial unemployment insurance claims lower from the
previous filing week, with continued claims higher over that period —**

RICHMOND—The Virginia Employment Commission (VEC) announced today that the number of initial claims decreased in the latest filing week to 2,424 but remained at the typical pre-Pandemic volumes experienced in 2019.

For the filing week ending July 15, the figure for seasonally unadjusted initial claims in Virginia was 2,424, which was a decrease of 392 claimants from the previous week. Continued weeks claimed totaled 13,696, which was 400 claims higher than the previous week and an increase of 28.8% from the 10,636 continued claims from the comparable week last year. Ninety-three percent of claimants self-reported an associated industry, of those reported over half (57 percent) of continued claims were from professional, scientific, and technical services (1,885), administrative and support and waste management (1,848), manufacturing (1,301), health care and social assistance (1,274), and retail trade (1,012).

Eligibility for benefits is determined on a weekly basis, and so not all weekly claims filed result in a benefit payment. This is because the initial claims numbers represent claim applications; claims are then reviewed for eligibility and legitimacy.

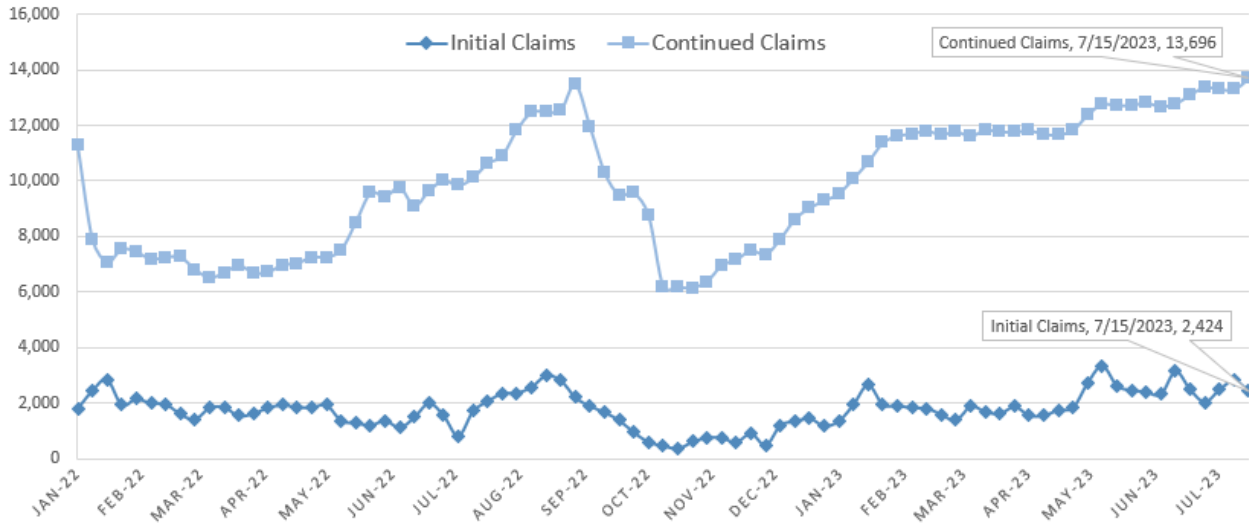
(more)

Toll Free: 1 (866) 832-2363
E-Mail: customerservice@vec.virginia.gov

VRC/TDD VA Relay 711
Equal Opportunity Employer/Program

Virginia Weekly Unemployment Insurance Claims Activity

January 4, 2022 - July 15, 2023 Filing Weeks



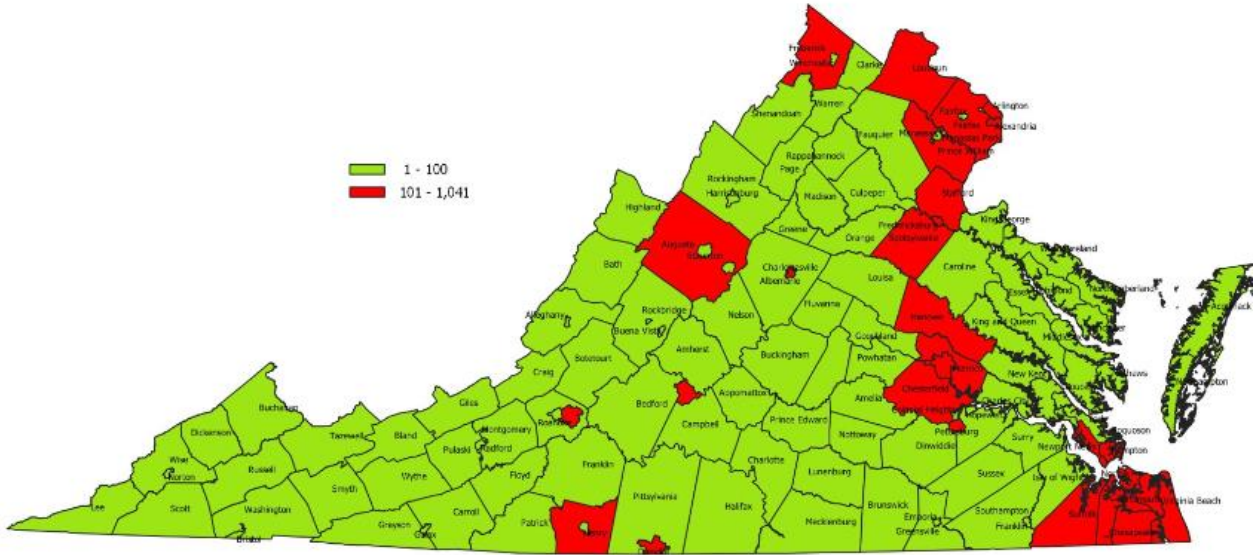
Source: The Virginia Employment Commission. Not seasonally adjusted.

In the week ending July 15, the advance U.S. figure for seasonally adjusted initial claims was 228,000, a decrease of 9,000 from the previous week's unrevised level of 237,000. The advance number of actual initial claims under state programs¹, unadjusted, totaled 257,976 in the week ending July 15, a decrease of 326 (or -0.1 percent) from the previous week. There were 237,092 initial claims in the comparable week in 2022. Looking at preliminary data, most U.S. states reported decreases on a seasonally unadjusted basis. Michigan's preliminary weekly change (-3,765) was the largest decrease. Kentucky's preliminary weekly change (-2,729) was the second largest decrease. New Jersey's preliminary weekly change (-2,210) was the third largest decrease. New York's preliminary weekly change (-1,706) was the fourth largest decrease. Virginia's preliminary weekly change (-279) was the seventeenth largest decrease.

¹ Note: Advance claims are not directly comparable to claims reported in prior weeks. Advance claims are reported by the state liable for paying the unemployment compensation, whereas previous weeks reported claims reflect claimants by state of residence. In addition, claims reported as "workshare equivalent" in the previous week are added to the advance claims as a proxy for the current week's "workshare equivalent" activity.

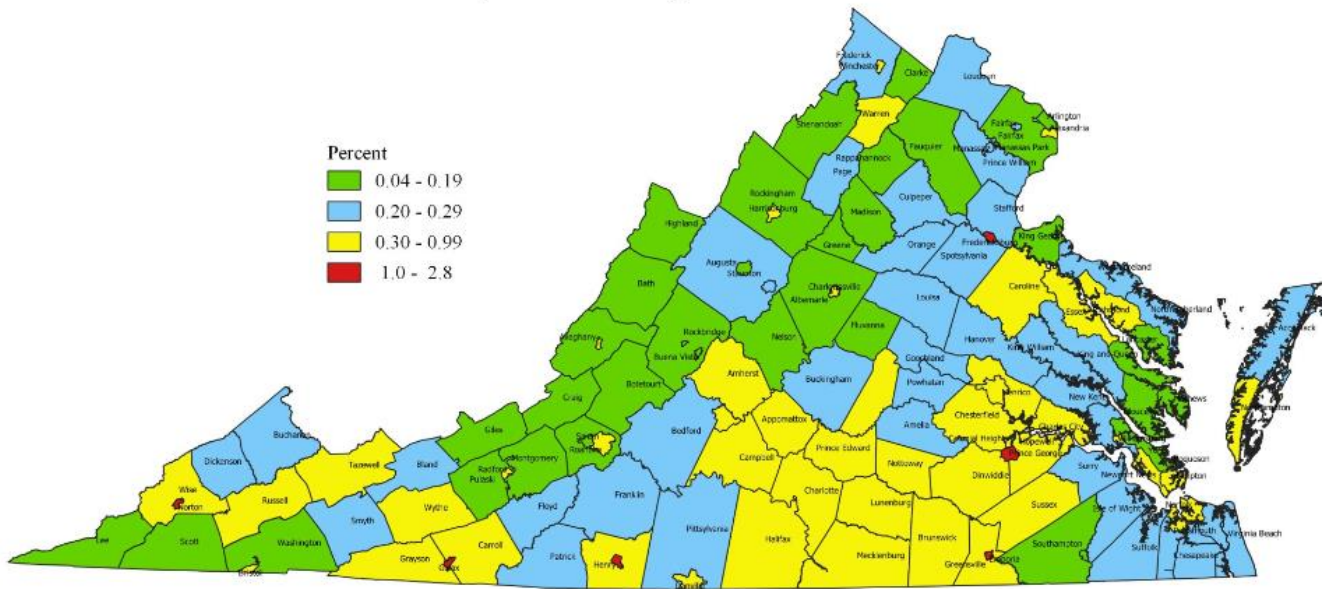
(more)

Continued Unemployment Insurance Claims by County and City Week Ending July 15, 2023



Map produced by the Virginia Employment Commission, Economic Information & Analytics Division, July 2023

Continued Claims Compared to Labor Force July 15 Claims Divided by 2023 Labor Force Estimate



Map produced by the Virginia Employment Commission, Economic Information & Analytics Division, July 2023