



COMMONWEALTH of VIRGINIA
Virginia Employment Commission

Carrie Roth
Director

6606 W. Broad Street
Richmond, VA 23230

For Release: Thursday, April 04, 2024

Contact: Virginia Works
Economic Information & Analytics Division
(804)786-7496

Follow us on Twitter X: [@VirginiaLMI](https://twitter.com/VirginiaLMI).

**Virginia's Latest Unemployment Insurance Weekly Initial Claims at 2,081;
Continued Claims at 15,302**

RICHMOND— Virginia Works announced today that 2,081 unemployment insurance weekly **initial claims** were filed during the week ending March 30, 2024, which is 0.8 percent lower than last week's 2,098 claims and 33.1 percent higher than the comparable week of last year (1,563). Nearly 83 percent of claimants self-reported an associated industry; of those reported, the top five industries (60 percent) were Professional, Scientific, and Technical Services (236); Administrative and Support and Waste Management (232); Manufacturing (197); Health Care and Social Assistance (184); and Retail Trade (166).

Continued weeks claims (15,302) were 1.3 percent lower than last week (15,497) and were 29.4 percent higher than the comparable week of last year (11,823). Nearly 93 percent of claimants self-reported an associated industry; of those reported, the top five industries (56 percent) were Professional, Scientific, and Technical Services (2,258); Administrative and Support and Waste Management (2,069); Health Care and Social Assistance (1,311); Manufacturing (1,248); and Retail Trade (1,165).

Significant Layoffs and Announcements are available at the following websites:

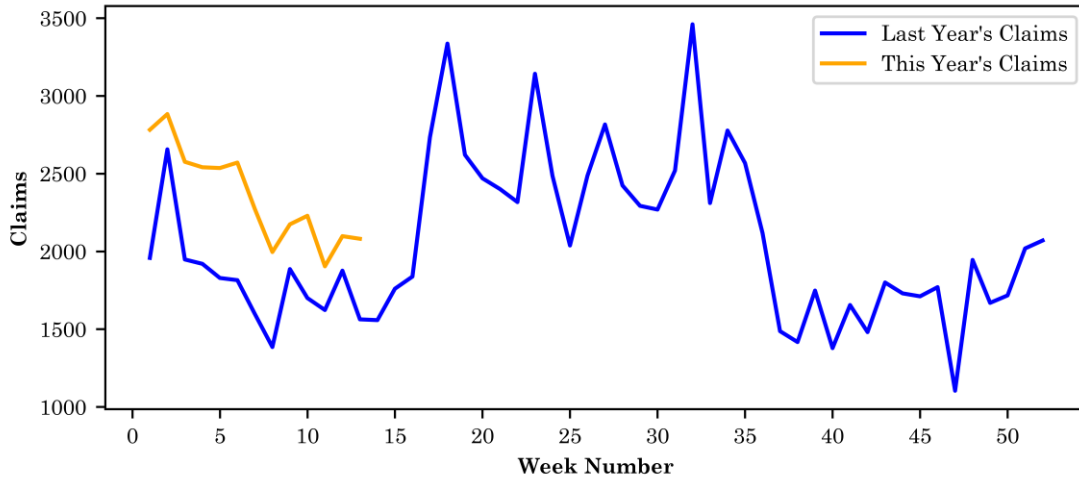
[WARN Notices | Virginia Employment Commission](#)

[Announcements | Virginia Economic Development Partnership](#)

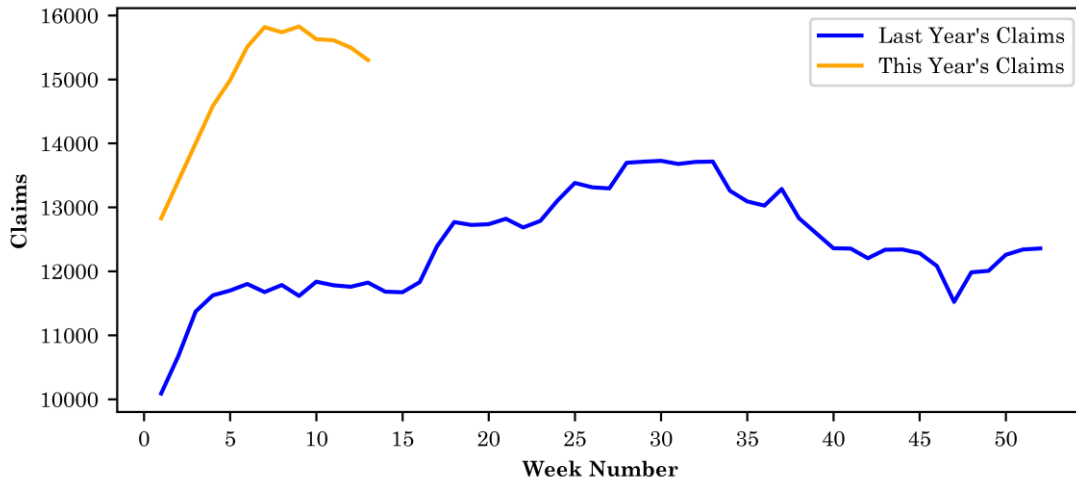
Initial Claims – Comparison of Unemployment Insurance Activity

	Week Ending 03/30/2024	Week Ending 03/23/2024	Week Ending 03/16/2024	Last Year 04/01/2023
Initial Claims	2,081	2,098	1,904	1,563
Initial Change (%)	-17 (-0.8%)	+194 (+10.2%)	-325 (-14.6%)	+518 (+33.1%)
Continued Claims	15,302	15,497	15,612	11,823

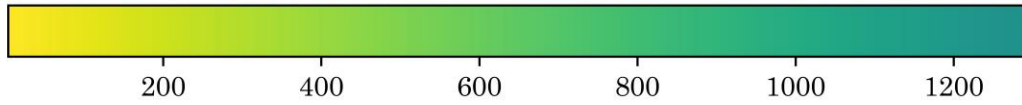
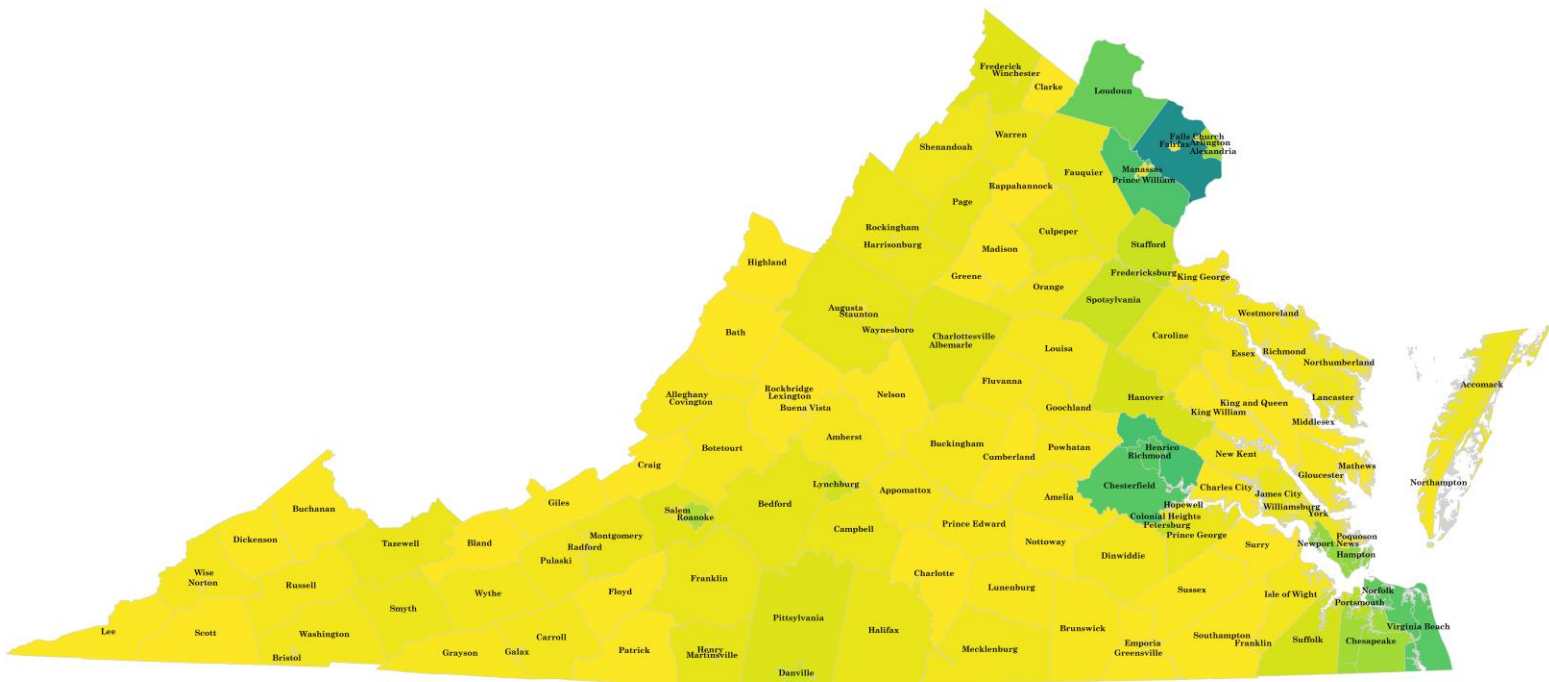
Virginia Initial Claims by Week: Previous and Current year



Virginia Continued Claims by Week: Previous and Current year



Virginia Continued Weeks Claimed



Initial Claims for All States

In the week ending March 30, the advance figure for seasonally adjusted initial claims was 221,000, an increase of 9,000 from the previous week's revised level. The previous week's level was revised up by 2,000 from 210,000 to 212,000. The advance number of actual initial claims under state programs, unadjusted, totaled 196,376 in the week ending March 30, an increase of 2,455 (or 1.3 percent) from the previous week. The seasonal factors had expected a decrease of 5,304 (or 2.7 percent) from the previous week. There were 195,200 initial claims in the comparable week in 2023.

Initial State Claims (5 largest decreases) (Not Seasonally Adjusted)			
State	Initial Claims (this week)	Initial Claims (prior week)	Change
Texas	13,767	17,044	-3,277
Missouri	2,975	5,451	-2,476
Georgia	3,344	4,447	-1,103
Arkansas	1,031	1,556	-525
North Carolina	2,590	3,072	-482

Initial State Claims (5 largest increases) (Not Seasonally Adjusted)			
State	Initial Claims (this week)	Initial Claims (prior week)	Change
California	43,418	40,890	2,528
Pennsylvania	11,396	9,498	1,898
Iowa	3,021	1,527	1,494
Illinois	9,510	8,268	1,242
Wisconsin	5,609	4,429	1,180

All States Initial Weeks Claimed

