



COMMONWEALTH of VIRGINIA
Virginia Employment Commission

Carrie Roth
Director

6606 W. Broad Street
Richmond, VA 23230

For Release: Thursday, March 28, 2024

Contact: Virginia Works
Economic Information & Analytics Division
(804)786-7496

Follow us on Twitter X: [@VirginiaLMI](https://twitter.com/VirginiaLMI).

**Virginia's Latest Unemployment Insurance Weekly Initial Claims at 2,098;
Continued Claims at 15,497**

RICHMOND— Virginia Works announced today that 2,098 unemployment insurance weekly **initial claims** were filed during the week ending March 23, 2024, which is 10.2 percent higher than last week's 1,904 claims and 11.8 percent higher than the comparable week of last year (1,876). Nearly 84 percent of claimants self-reported an associated industry; of those reported, the top five industries (61 percent) were Professional, Scientific, and Technical Services (275); Administrative and Support and Waste Management (229); Health Care and Social Assistance (183); Manufacturing (167); and Retail Trade (152).

Continued weeks claims (15,497) were 0.7 percent lower than last week (15,612) and were 31.8 percent higher than the comparable week of last year (11,758). Nearly 93 percent of claimants self-reported an associated industry; of those reported, the top five industries (56 percent) were Professional, Scientific, and Technical Services (2,227); Administrative and Support and Waste Management (2,084); Manufacturing (1,297); Health Care and Social Assistance (1,290); and Construction (1,226).

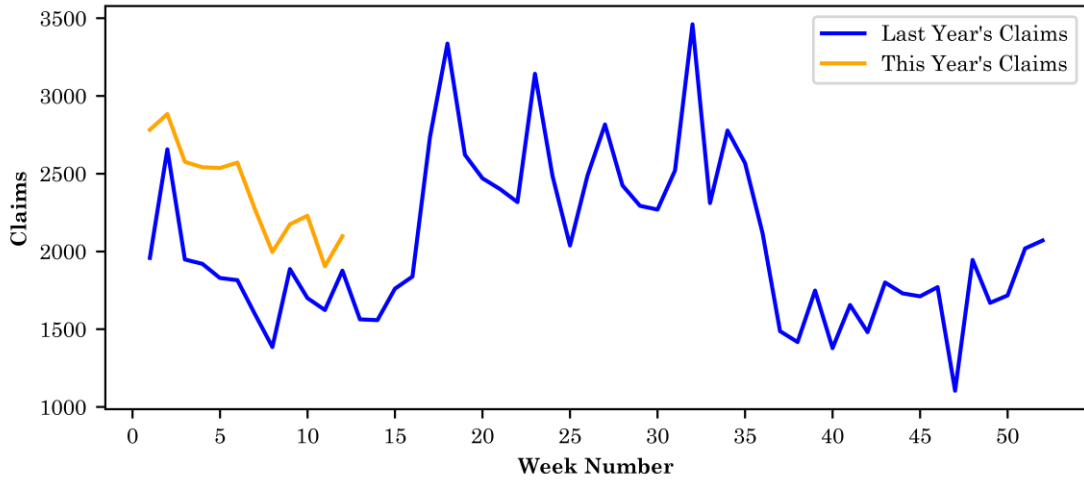
Significant Layoffs and Announcements are available at the following websites:

[WARN Notices | Virginia Employment Commission](#)

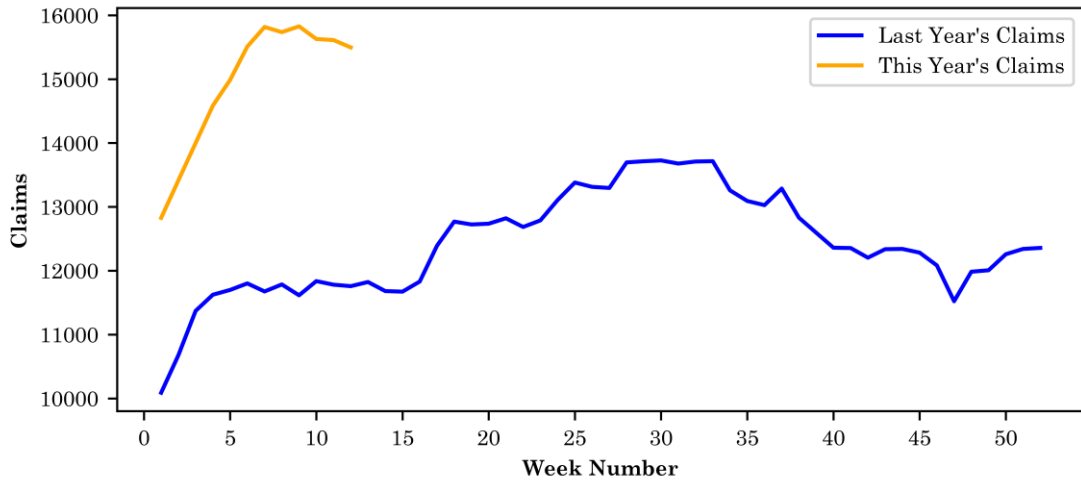
[Announcements | Virginia Economic Development Partnership](#)

Initial Claims – Comparison of Unemployment Insurance Activity				
	Week Ending	Week Ending	Week Ending	Last Year
	03/23/2024	03/16/2024	03/09/2024	03/25/2023
Initial Claims	2,098	1,904	2,229	1,876
Initial Change (%)	+194 (+10.2%)	-325 (-14.6%)	+55 (+2.5%)	+222 (+11.8%)
Continued Claims	15,497	15,612	15,629	11,758

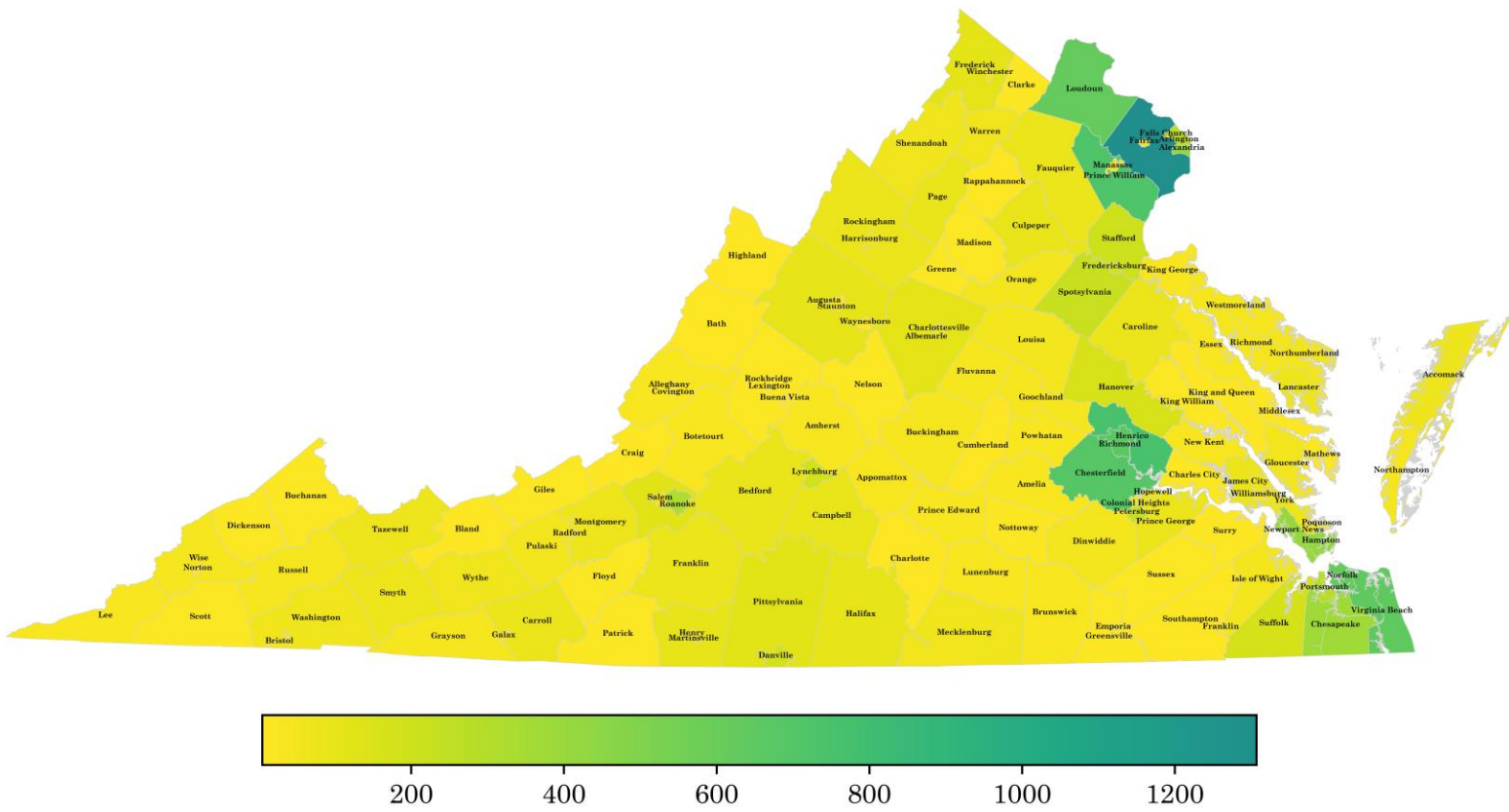
Virginia Initial Claims by Week: Previous and Current year



Virginia Continued Claims by Week: Previous and Current year



Virginia Continued Weeks Claimed



Initial Claims for all States

In the week ending March 23, the advance figure for seasonally adjusted initial claims was 210,000, a decrease of 2,000 from the previous week's revised level. The previous week's level was revised up by 2,000 from 210,000 to 212,000. The advance number of actual initial claims under state programs, unadjusted, totaled 191,485 in the week ending March 23, a decrease of 287 (or 0.1 percent) from the previous week. The seasonal factors had expected an increase of 1,907 (or 1.0 percent) from the previous week. There were 214,153 initial claims in the comparable week in 2023.

Initial State Claims (5 largest decreases) (Not Seasonally Adjusted)			
State	Initial Claims (this week)	Initial Claims (prior week)	Change
Michigan	5,657	6,972	-1,315
Mississippi	811	1,336	-525
Oregon	2,880	3,365	-485
Connecticut	2,522	2,906	-384
Tennessee	2,745	3,115	-370

Initial State Claims (5 largest increases) (Not Seasonally Adjusted)			
State	Initial Claims (this week)	Initial Claims (prior week)	Change
Texas	16,979	14,770	2,209
Missouri	5,294	4,139	1,155
Illinois	8,300	7,480	820
Ohio	4,968	4,258	710
Indiana	3,130	2,450	680

All States Initial Weeks Claimed

